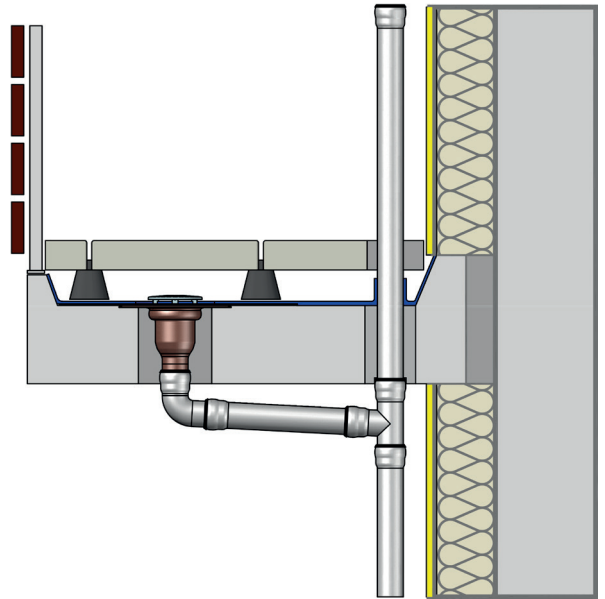


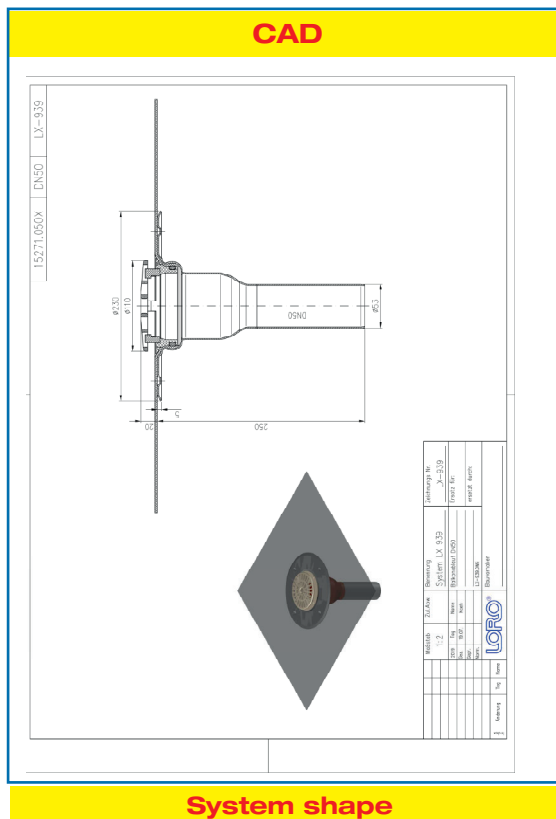
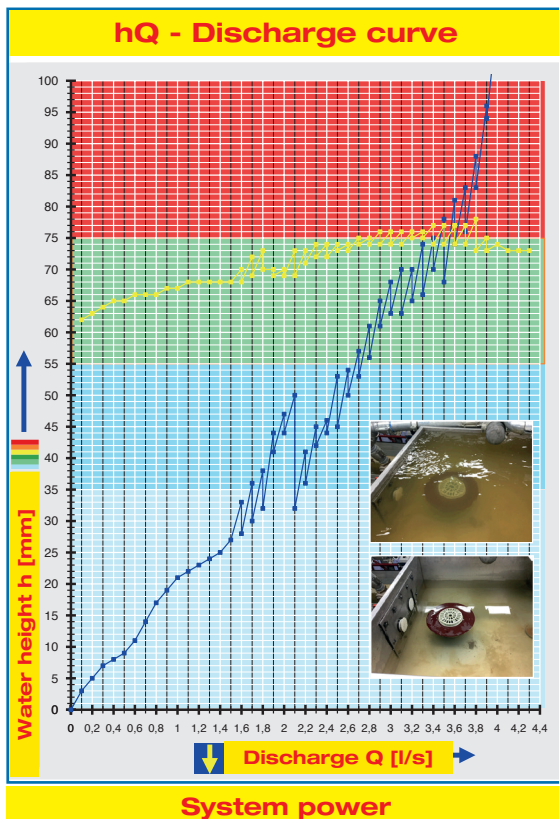
Specification Sheet LX 939

**Balcony Drainage
Series E, vertical runoff,
for balcony floors**

Main drainage	
Gravity flow	
Silent Power	
Discharge:	1.7 l/s
Water height:	35 mm
Roof penetration:	140 mm
Diameter:	DN 50
LX-Number:	LX 939
Weir height:	0 mm
Drain:	ventilated
Downpipe:	without downpipe
Downpipe height:	-
Drainage:	into ground pipe
Flange:	connecting sleeve



LX 939 Piece list
1 x Art.-No. Choose drain on page 2!



Water height	mm	5	10	15	20	25	30	35	40	45	50	55	60	65	70	75	80
Discharge	l/s	0,2	0,55	0,7	0,95	1,4	1,55	1,7	1,85	1,95	2,1	2,65	2,8	2,9	3,2	3,4	3,6
Silent																	

Please choose a suitable drain!

DN 50

with strainer unit for balcony floors without thermal insulation

LX939-12X

Drain Art.-No. 15271.050X

with connecting sleeve,
Series E

weight: 2.0 kg

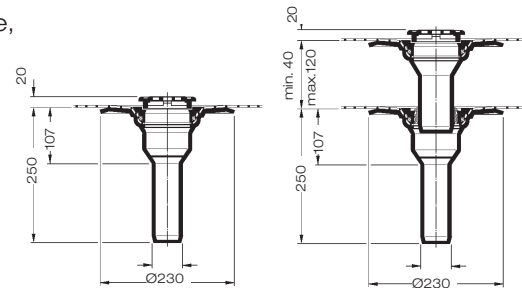
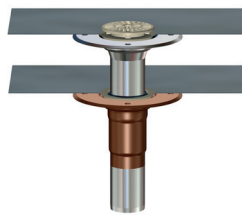


LX939-13X

Drain Art.-No. 15281.050X

with connecting sleeve,
Series E

weight: 3.9 kg



with strainer unit for balcony floors with thermal insulation

LX939-14X

Drain Art.-No. 15371.050X

with connecting sleeve,
Series E

weight: 2.3 kg



LX939-15X

Drain Art.-No. 15381.050X

with connecting sleeve,
Series E

weight: 4.2 kg

